



Metal Seated Gate Valve

EN1074-2:2004 / serie 14



Partner for Flow Control

IVALVE METAL SEATED GATE VALVE EN1074-2:2004, NON RISING STEM, serie 14



Features:



- Design comply to EN1074
- Face to face: EN558-1
- Flanges drilling: EN 1092-2
- Pressure Rate: PN10/16
- Test: Body test 1.5 x PN, Seal test 1.1 x PN
- Coating: Fusion bonded epoxy coating
- Medium: Neutral water, Drinking water, Sewage
- Clockwise closing (CWC) as standard
- Operation: Handwheel
- Rolled threads ensure smooth thread edges and low operating torques
- Bonnet and gland bolts are in 8.8 grade carbon steel,
- O-ring bonnet gasket wraps each bolt to prevent corrosion
- 100% testing before packing and delivery



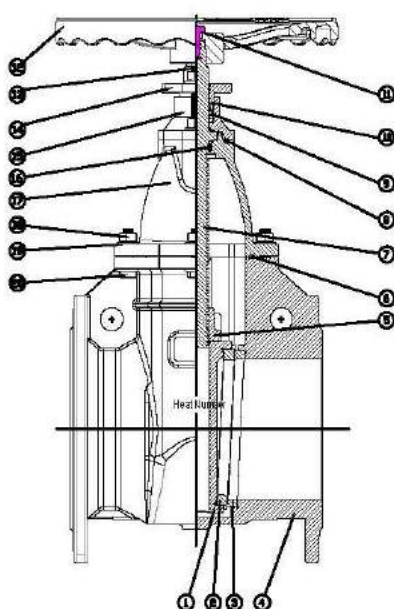
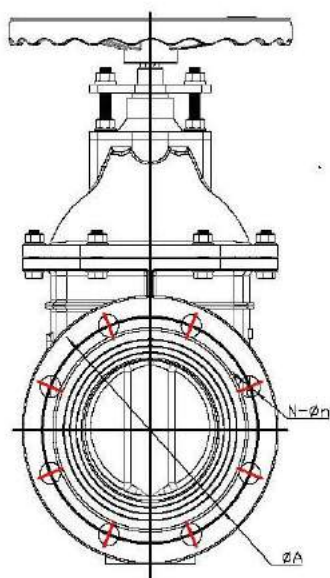
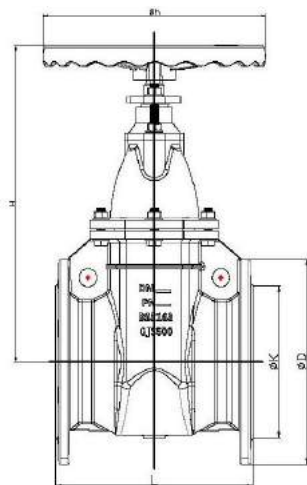
- A • Stem sealing replaceable under pressure with three independent stem seals.
- B • Spindle with spherical surface collar
Spherical surface collar leads to a concentric reaction force, which might prevent influencing the sealing performance even the stem was skew. The spherical surface could reduce the friction and lead to a lower operating torque.
- C • Neck O-Ring
An O-ring protects the stem collar and serves to prevents leakage when replacing stem seals under pressure.
- D • Body/bonnet connection
The rubber bonnet gasket fits into a recess in the valve bonnet preventing it from being blown out by pressure surges.
- E • Wedge nut
The wedge nut is made of copper alloy with lubricating ability providing optimum compatibility with the stainless steel stem.
- F • Wedge
The wedge is made of ductile iron with copper alloy face rings which are machined to a fine surface finish to ensure optimum contact seal with body seat rings. The face rings are accurately machined and firmly secured to the wedge by dovetail groove. The wedge is fully protected by a coating of fusion bonded epoxy.



IVALVE METAL SEATED GATE VALVE

EN1074-2:2004, NON RISING STEM, serie 14

EN1092-2 Flanged Ends - DN50...DN300



No.	Part Name	Material
1	Disc	Ductile iron
2	Disc sealing ring	Brass
3	Body sealing ring	Brass
4	Body	Ductile iron
5	Stem Nut	Brass
6	Bonnet Gasket	EPDM
7	Stem	SS420
8	O-Ring	EPDM
9	O-Ring	EPDM
10	Sealing Shim	PVC-U
11	Bolts	Carbon steel
12	Handwheel	Ductile iron
13	Stud	Carbon steel
14	Stuffing Gland	Ductile iron
15	Stuffing Box	Ductile iron
16	O-Ring	EPDM
17	Bonnet	Ductile iron
18	Bolt	Carbon steel
19	Gasket	Carbon steel
20	Nut	Carbon steel

DN	EN 558-1	END FLANGE / EN1092-2 PN10/16			
	L (mm)	φ D	φ A	φ K	N - φn
DN50	150	165	125	99	4 - φ19
DN65	170	185	145	118	4 - φ19
DN80	180	200	160	132	8 - φ19
DN100	190	220	180	156	8 - φ19
DN125	200	250	210	184	8 - φ19
DN150	210	285	240	211	8 - φ23
DN200	230	340	295	266	8-φ23 / 12-φ23
DN250	250	395 / 405	350 / 355	319	12-φ23 / 12-φ28
DN300	270	445 / 460	400 / 410	370	12-φ23 / 12-φ28